







# Path & Spread

12V Integrated LED



	Decorative Hammered Roof			Cast Hammered Roof																						
Finishes	<b>CO</b> (shown), TZT		Additional Finishes	<b>BBR</b> (shown), TZT		Additional Finishes																				
Color Temperature	2700K - Warm White	3000K - Pure White	 TZT	2700K - Warm White	3000K - Pure White	 TZT																				
Item Number and Finish	<b>15843</b> CO27 <b>15843</b> TZT27	<b>15843</b> CO <b>15843</b> TZT		<b>15871</b> BBR27 <b>15871</b> TZT27	<b>15871</b> BBR <b>15871</b> TZT																					
Housing	Brass or Copper (CO)			Cast Aluminum or Cast Brass (BBR)																						
Power Usage at 12V AC Input, VA and Watts	3.8W, 4.95VA			3.8W, 4.95VA																						
CRI	80+			80+																						
Voltage Range	9-15V AC/DC with no loss in light output		Coordinating Product	9V-15V AC/DC with no loss in light output		Coordinating Product																				
Light Source	3 integrated high-output LEDs, 3-step binning for color consistency. Tested to a Lumen Maintenance L70 of 40,000 hrs.		 LED Deck Light <b>15763</b> TZT, see page 64	3 integrated high-output LEDs, 3-step binning for color consistency. Tested to a Lumen Maintenance L70 of 40,000 hrs.		 LED Deck Light <b>15763</b> TZT, see page 64																				
Delivered Lumens & Efficacy	2700K = 168 lm 2700K = 48 lm/W	3000K = 182 lm 3000K = 49 lm/W		2700K = 168 lm 2700K = 48 lm/W	3000K = 182 lm 3000K = 49 lm/W																					
Wiring	30" of usable #18-2, SPT-1W leads. Cable connectors supplied.			30" of usable #18-2, SPT-1W leads. Cable connectors supplied.																						
Notes	Includes 8" slotted in-ground stake and features decorative light-leak pattern. Copper and brass will naturally patina over time. Incandescent version of fixture <b>15443</b> on page 138.			Includes 8" slotted in-ground stake and features decorative light-leak pattern. Incandescent version of fixture <b>15471</b> on page 138. Brass will naturally patina over time.																						
Accessories	<b>15601</b> Surface Mounting Flange <b>15607</b> Surface Mounting Bracket																									
Dimensions																										
Photometrics	<table border="1"> <tr> <td>Distance from Light</td> <td>0'</td><td>1'</td><td>2'</td><td>3'</td><td>4'</td><td>5'</td><td>6'</td><td>7'</td><td>8'</td> </tr> <tr> <td>Foot-candles (FC)</td> <td>10.9</td><td>5.8</td><td>2.3</td><td>1.0</td><td>.43</td><td>.25</td><td>.13</td><td>.06</td><td>.01</td> </tr> </table>						Distance from Light	0'	1'	2'	3'	4'	5'	6'	7'	8'	Foot-candles (FC)	10.9	5.8	2.3	1.0	.43	.25	.13	.06	.01
Distance from Light	0'	1'	2'	3'	4'	5'	6'	7'	8'																	
Foot-candles (FC)	10.9	5.8	2.3	1.0	.43	.25	.13	.06	.01																	